
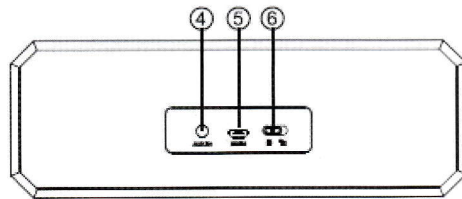
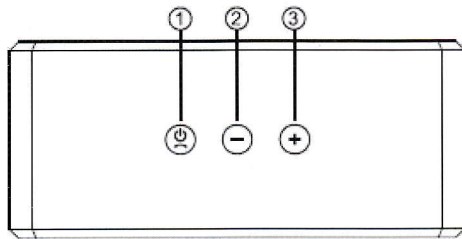



Bluetooth NFC connection instructions:

- 1, Move the "switch" to “”, ensure that no equipment automatic connection;
- 2, Long press the "switch", until the bluetooth indicator light flashing
- 3, Open the mobile phone or other bluetooth devices with a NFC function, near the NFC induction area, based on equipment operation, connect the machine automatically.

USER MANUAL

Thank you for choosing the bamboo Wireless Bluetooth Stereo Speaker. To fully enjoy your new speaker, please carefully read the instructions before using.



① Quick press Play/pause, long press Power ON/ Power OFF. When receiving a call, quick

press to receive the call.

② Quick press VOL- , long press prev. song

③ Quick press VOL+ , long press next song

④ Audio line in port

⑤ Charging port

⑥ Lock and unlock button

When locked, all actions are invalid.

Release lock to operate the speaker

NOTE:

First unlock the speaker, then press “power on” button for pairing the Bluetooth device.

When turning off the speaker, first press “power off” on top, then turn the back button to Lock.

Product features

1. This Bamboo Bluetooth speaker is designed to deliver high-quality sound.
2. It features two 5-watt stereo speakers, an advanced equalization technique allows the stereo audio system to deliver high fidelity sound without any distortion at all.
3. Stylish and elegant, this aluminum speaker is solid and durable.
4. Unlike silica gel and plastic speakers, bamboo Bluetooth speaker provides both style and durability. The bamboo is fine, fingerprint resistant and easy to clean.
5. This Bluetooth speaker stand frees your

- hands and allows you to enjoy music anywhere. It will be just like a portable home theater. Perfect partner for iPad air, iPad mini, kindle fire, Samsung galaxy tab, Google nexus 10, Samsung S5, iPhone 6.
6. The built-in rechargeable lithium polymer battery (2000mAh) allows music play time up to 10 hours. The Bluetooth 4.0 transmission is fully compatible with smart phones and tablets. You and your friends can enjoy music together anywhere, anytime.
 7. Packing details: rigid lid and base color box with foam for protection.

Product functions

- Bluetooth wireless technology:
Supports Bluetooth music player.
- AUX audio input:
Supports computer, phone, MP3, PAD,PSP connection.
- Charging:
Uses USB MICRO cable, wide compatibility.

Working indicator light

- Blue light quick flashing: the device is searching, wait for connection.
- Blue light slow flashing: speaker working.
- Red light flashing: lack of power, please

charge it.

Operation method

Bluetooth Pairing

1. Switch to the Unlock position, turn on the power, when the speaker makes a sound “du du de de”, it automatically searches for Bluetooth devices that have recently connected to the speaker, the blue light will flash during operation.

Connection prompt

If the device is found, the speaker will connect automatically; If not, it will enter searching device state, the speaker will make a sound

“du”, at that time, the accessed Bluetooth device will have matching connection prompt.
2. Manually search Bluetooth speaker: turn on your phone or other Bluetooth device, when the speaker makes a sound “du”, it shows Bluetooth connected correctly.

Audio Inputs

Touch “Power/Tel” position, connect 3.5mm audio cable with AUX IN interface and Audio-output device (computer, phone, MP3), it can be used as an external audio source speaker.

Pairing your Bluetooth with laptop

Because laptop Bluetooth versions vary, the

connection methods are different. If initial connection fails, the newest version of Bluetooth driver should be installed on the laptop. If you still experience connection matching difficulty, please call retailer for service or contact an experienced computer technician.

Charging method

When in operation and the battery is low, Bluetooth speaker will make a warning sound every 30 seconds, at this time you need to insert USB cable into the PC or the standard USB power adapter, insert the charger plug

into the Bluetooth stereo charging port, Bluetooth stereo will start charging. The red indicator light means it is charging. When the red light goes off the battery is charged. You can disconnect the charger and the device, and then to use this product.

Caution

- Please handle this product with care.
- Please keep the product away from high temperatures.
- When low battery indicator is lit, promptly charge. Remove device from charger when fully charged to avoid battery damage.

- If the speaker won't connect with the device, please check to verify that Bluetooth is on, or that another Bluetooth device is being used.
- Please turn off Bluetooth when charging, it is best to keep device off until fully charged.

Parameter specification

Bluetooth compliance: Bluetooth CSR V4.0
Operation distance: $\leq 10\text{M}$
Operation frequency: 2.4GHZ-2.48GHZ
Impedance: 4Ω
Output power: 5W x 2
Audio signal -noise ratio: $>75\text{dB}$
Distortion: $\leq 0.1\%$

USB charging voltage: DC 5V

Working voltage: 3.7V-4.2V+0.05V

Built-in Power: Rechargeable 2000mAh
lithium-ion battery

Working time: 10 hours on medium volume

Audio input: Bluetooth & LINE-IN

Charge time: 3-4 hours

Shell Material: Natural bamboo

Size: 205x90x78mm

Weight: 580g

Support Bluetooth protocol: A2DP

V1.2, AVRCP V1.4, HFP V1.6, HSP V1.2

Packaging components

- One speaker
- One USB charging cable
- One 3.5 audio cable
- One Instructional manual