


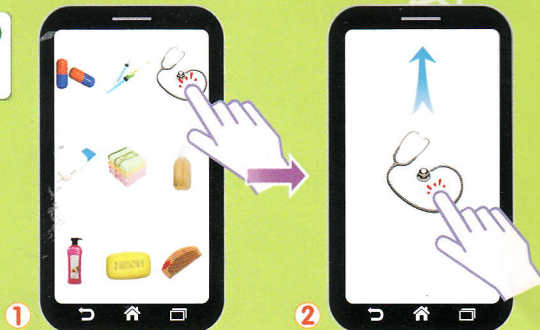
6+
age

Make sure  is on.

Feed




Care



Play



More information,
please refer to
in Hibou APP. 

hibou™

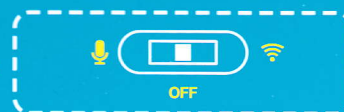
Smart Electronic Pet




Hello my name is Hibou! Thank you for choosing me. I hope we become best friends! I'm quite clever, I can understand what you say and I can even answer you! I like to tell stories and jokes I can't wait to share them with you. I'm a good singer and dancer. Let's sing together! You can always tell whether I'm happy, sad or angry by looking in my eyes. I like to laugh and I'm ticklish! Are you? I like eating so don't forget to feed me!



On/off and interaction modes

(ON/OFF)



-  Interactive Conversation mode
-  Controlled by Android or IOS systems devices
-  Turn off

Interactive Conversation



Hello!



Hibou will respond to these key words and phrases

- | | |
|------------------------|--------------------|
| 1 Hello ! | 6 I love you ! |
| 2 Where are you from ? | 7 Good bye ! |
| 3 Tell me a story ? | 8 Tell me a joke ! |
| 4 Sing me a song ? | 9 Am I pretty ? |
| 5 Dance for me ? | |

Hibou touch functions

- 1 Touch my head and I will feel very relaxed. Use my head touch mode to change between singing, story and voice repeat modes.
- 2 Touch my left arm and I will sing a beautiful song for you!
- 3 Touch my right arm and I will tell you fantastic stories!
- 4 Touch my tummy and I will laugh and be happy! Then speak to me and I will repeat what you say

Note:

If you want to change from one touch mode you first need to touch Hibou's head. It is not possible to change from singing mode to story mode by touching Hibou's arm.



Talking to your Hibou

- 1 Hibou doesn't like noise and can't hear you very well in noisy surroundings. When talking to Hibou make sure you are away from the TV and in a quiet place.
- 2 Hibou will not understand you if you speak too fast or too loud. Do not shout, speak slowly and make sure you pronounce your words clearly.
- 3 Hibou likes to talk face to face and will not hear you if you speak from too far away. When talking to Hibou make sure you are approximately 20cm away.

Hibou Sleep function

- 1 To make me sleep, just touch my head for 3 seconds. To wake me up, just touch my head or shake me.
- 2 If you don't play with me I will feel sleepy and ask where you are. If you don't touch me or talk to me I will start snoring on and off for 3 minutes. To wake me up just touch my head, talk to me or shake me.
- 3 If after 3 minutes you don't touch me, talk to me or shake me I will stop snoring and be asleep. To wake me up, just touch my head or shake me.
- 4 If you leave me on my side or upside down I will let you know I don't like this every 5 seconds. If after 1 minute I am still on my side or upside down I will fall asleep. To wake me up, just touch my head or shake me.




Interact with Android or IOS system devices.



Get the **FREE** Hibou app!

- 1 Android 4.0 device or later required, download from Google play store
- 2 IOS systems, download from APP Store
- 3 Or Scan QR code below





Caring for your Hibou

- 1 Hibou likes its fur very much so keep it clean by keeping it away from food and drinks. Should you need to clean Hibou's fur please use only a damp cloth. Do not submerge your Hibou in water.
- 2 Hibou like all owls does not like to swim and does not like water! Please do not place it in the bathtub, Swimming pool or water.



I like eating so
don't forget to
feed me!



Question/Cause/Solution

Why doesn't Hibou talk or move?

Hibou's batteries are flat
Please replace Hibou's batteries.

Why does Hibou respond slowly?

Hibou's batteries are flat.
Please replace Hibou's batteries.

Why doesn't Hibou interact with other Hibou's?

Hibou is too far away from other Hibous.
Place your Hibou face to face near the other Hibous

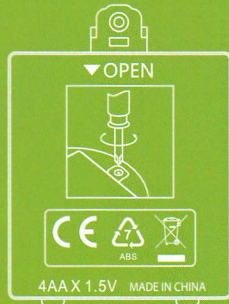
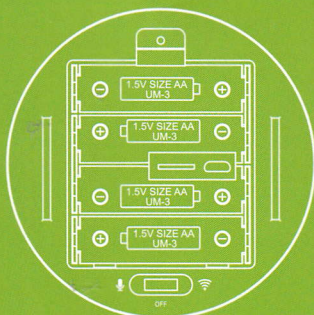
Why does Hibou not respond to the Hibou app?

Hibou is too far away
Place your Android or IOS device closer to Hibou.



Battery Information

To change batteries loosen the screw then remove the battery cover. Install 4pcs 1.5VAA alkaline battery. Put the battery cover back and tighten the screw.



1. To avoid the leakage of the battery:

- Please install the specified battery according to the user manual. Pay attention to the +/-.
- Please don't mix the old batteries with new ones, or alkaline battery with other types.
- Please remove batteries when they are flat.
- Please remove batteries when not used for a long time.
- When using rechargeable batteries do not mix with non-rechargeable. Take the battery out of the toy when charging. It is recommended that battery charging is best done under the guidance and supervision of an adult.

2. If there is electromagnetism interference, please take the toy away from the source of the interference. The toy can be reset if necessary by switching off the toy off or taking out the batteries.

3. Please change the batteries when the blink battery and splash screen appear.

Please keep this user manual for reference purposes

nibou™

Smart Electronic Pet

DY MORAL REGION HOLDINGS LIMITED

R&D Center Add: Zhantao Technology Building, No.1101, MinZhi Road, Longhua Area, BaoAn District, ShenZhen City, GD P.R.CHINA

Factory Add: 4th Floor, Building J, Weikangde Industrial Park Shangxue Industrial City, Jihua Road, Bantian Jiedao Ban, Longgang Area, Shenzhen City, GD P.R.China

Tel: +86-755-33030296 33030298

Email: info@dycx.com.hk

Website: www.moralregion.com

Fax: +86-755-33030295

info@moralregion.com



WARNING

Choking hazard: small part.
Not suitable for children under 36 months.

Item No. :6688

Made in china.

