

Internet Smart Projector User Manual

Model No.E09

Thank you for choosing Internet Smart Projector. Please read the user manual carefully before using the product and Save it for future reference


2016 V1.0



Index

Packing list-----	1	System settings-----	10
I/O guide -----	2	Bluetooth settings-----	14
Remote control guide-----	3	Language settings-----	15
System -----	4	Time & date settings-----	16
Online stream -----	5	Other settings-----	17
Local media -----	6	Optical engine settings-----	20
File browser -----	7	Safety notice-----	20
Game centre -----	8	Warranty service-----	22
Applications-----	9	Warranty card-----	23

Product packing list



E09




Remote Control



Adapter + Power cord



User's manual




HDMI



Triple A battery

Product packing list




I/O connectors guide:



Sliding lens Cover / Shot

Vents



Vents

Power interface

USB 2.0

Switch

USB 3.0


HDMI Interface

TF Interface


Mini VGA/AV

Audio Output

Security lock



Remote control guide





Note: Complementary two triple A batteries. Please remove the batteries in case of long-term non-usage of the remote

Tip: Press the 3D button when playing 3D videos

System interface


System interface is as illustrated below






Online streaming

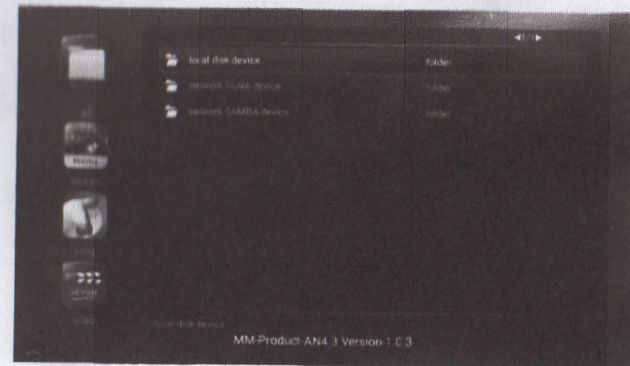
Provides satisfactory user experience with integrated main-stream video applications. Please note that internet connection is mandatory





Local media


Local media allows to view and play pictures, videos and audios from connected USB drive and/or shared files from WLAN






File browser

File browser allows to view and edit files from external storage devices



Applications

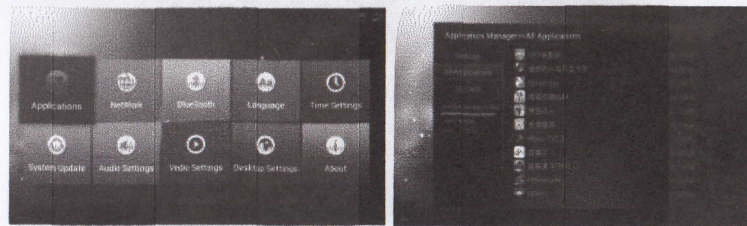
To view and manage all installed applications





- Allows screen synchronization with laptops that has the WIDI function

System settings


Application settings: To manage all installed applications




- Application settings: To manage all installed applications
- Internet settings: To manage all internet settings




PPPoE settings: Turn it on to view cable connection settings






Blue tooth settings


To manage blue tooth devices






Language settings


To manage language settings,





Time & date settings

To manage system time, date and time zone settings





Other settings


To manage accessibility settings






About

To view detailed information and status of the device



About

To view detailed information and status of the device



Web browser

To surf the internet and experience the same as if it is on a PC

App store

To view and install all types of applications

Web browser


To surf the Internet and experience the power of the 3D


App store

To view and install all types of apps

Optical engine settings

To manage optical engine settings





Safety notice

- *Please avoid direct and close contact with fire.
- *Please avoid direct contact with water and/or humid environment
- *Please avoid dusty environments as it will hinder and damage internal lens and fans
- *Please avoid direct contact between the projected light and human eyes
- *Please avoid weight placement on the device .
- *Please avoid extreme humid and hot environment
- *Please avoid object placements at the ventilation
- *Please do not disassemble the device and contact professional help for repair services

Caution

The device may cause wireless RF interference.
Please take suitable counter-measures if necessary.
The charger is Single-phase Two-pole with grounding, should be installed by
serviceman and connected to socket with Protective earthing terminal.

Warranty service

1. To replace the product, integrity of the device and its packaging must be guaranteed and within 7 days of the purchase date. You can rightfully replace for the same model and same color of the projector with missing content, abnormal coloring and/or misshaped packaging
2. The device has a 1 year warranty and 30 days warranty for the accessories from the purchase date
3. Inapplicable warranty conditions:
 - 3.1 Packaing is not part of the warranty service
 - 3.2 Artificial undermine such as dissembling the device and etc
 - 3.3 Optic that has been shattered, misformed that led to blurry image
 - 3.4. Unable to follow the user's manual that lead to abnormalities of the product.
 - 3.5 Unable to follow the user's manual and charge the device with inadequate adapter that lead to undermine of the device.
4. Provide the warranty card when requesting for warranty services
5. This warranty card is only applicable for the projector series of products