

Patent products, counterfeit will investigate

1.	Products description	2
2.	Product profile	4
3.	Menu	7
3.1	Phone Book.....	7
3.2	Setting	8
3.3	Smart bluetooth.....	9
3.3.1	Opening watches smart Bluetooth .	9
3.3.2	Open the wristwatch intelligent bluetooth's pairing	9
3.3.3	Pairing the wristwatch and intelligent phone.....	10
3.3.4	Anti-lost function	11
3.3.5	Dialing	12
3.3.6	SMS function	13

Products description

This is a new fashionable smart bluetooth watch! Compared with the tendency of modern marketing developing, we try effort to catch the marketing opportunity in advance, the larger touch screen phone and higher tech smart design which bring us into the enjoyable entertainment as well as extraordinary feeling, but on the contrary, if the smart phone cause you the burden some times as too big size?

Now, our SMART BLUETOOTH WATCH can help you to solve this problem, it will be the best convenient for you on travel, runing, climb montain and excercise , the mini smart watch can help you receive/dial the phone call easily.

The smart bluetooth watch can help you to receive/dial the phone from Android/Iphone,

when you are on travel with hand carry the bags, the phone call is coming,the smart bluetooth watch can control your Android/Iphone mobile in bag, to review the SMS and call reminder, no need to take Android/Iphone out of bags. Especially, the smart bluetooth watch can direct synchronization on smart phone phonebook,calling history,SMS, etc

1. Product Introduction

Watch appearance and functional specification



- A: Power On/Off/On-hook
- B: USB port/Earphone port

- C: Answer button/Call button
- D: Microphone
- E: Loudspeaker



- F: Dialing
- G: Menu
- H: Phone book



- 1: Phonebook
- 2: Setting
- 3: Smart bluetooth set
- 4: Calendar
- 5: Call history
- 6: SMS

2. Menu

3.1 Phone Book

Entering the phonebook interface, you can input the name to find qualified contact record; also choose to add a contact to create a new contact. When the phonebook contacts is not empty, the activation option, perform the following operations:

- Viewing: You can view the current record;
- Sending message: sending messages to the current number
- Calling: make call to current number
- Editing: to edit the current number
- Delete: to delete the current number

Phonebook synchronization: After connection between smart bluetooth and intelligent phone, clicking here to update your phone book synchronization, smart updates this numbers

inside the watch, features, general operation and use of the same numbers.

3.2 Setting

Touch-screen calibration

Into the touch-screen calibration, clicking calibration points, finish the phone touch screen calibration, the calibration screen sensitivity.

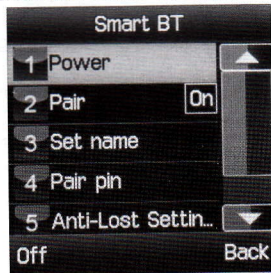
Restore factory setting

This feature requires a password support (initial password is 1122). When performing an operation to restore the factory settings, the phone working environment settings (such as: profiles) will be restored to the factory default state. When performing an operation to restore settings and data, the phone work environment settings back to the factory default state will also clear the information stored in the phone itself (eg: mobile phones existed contacts, SMS).

3.3 Smart bluetooth

3.3.1 Opening watches smart Bluetooth

Into the smart bluetooth settings, to activate the Bluetooth function switch "on" state.



3.3.2 Open the wristwatch intelligent bluetooth's pairing

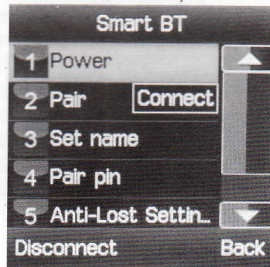
Pairing function is turned "on" state.



3.3.3 Pairing the wristwatch and intelligent phone

Opening the intelligent phone's bluetooth switch, click on "Search" bluetooth devices to find "PGD", click on "pair", the default password is "1234." Then you can see that the phone with "PGD" bluetooth online. PGD can use the phone as a bluetooth headset, dialers, smart tips and other

functions. (Figure shown below indicates a successful connection status)

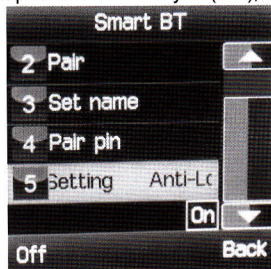


3.3.4 Anti-lost function

Anti-lost function, set the switch's anti-lost as "on" state.

The anti lost via bluetooth communication with intelligent phone, when your intelligent phone with the local bluetooth(PGD) connection, turn

anti lost function, the distance between the two exceeds the limit(10 meters), anti-lost alarm will vibrate and ring tones alarm, to inform your intelligent phone leave from you (lost);



3.3.5 Dialing

After Paired intelligent phone and watch connection successfully, to pass through the watch to receive calls from phone, watches will

issue a ringtone, you can answer by the watch directly, also can make calls.

3.3.6 SMS function

After Paired intelligent phone and watch connection successfully, the watch can send and receive text messages directly, when the phone has SMS comes, will send SMS tones to smart watches, in watch you can view the messages, same can send text messages.

Note: The text messaging just suitable for Android phone (version should only be Android 2.3-4.0), and need to first install PGD APK on your Android phone before use.



蓝牙短信同步软件、扫描下载
SMS Bluetooth Sync APK
Scan for download