

Fashionable Stands Speaker

Respectful users:

Thank you for purchasing our stands speaker. In order to operate it correctly, please read this user manual carefully before using it.

- ※ Keep speaker away from water and moisture, do not get it wet.
- ※ Keep speaker away from any heat source.
- ※ Please adjust to a suitable volume to avoid damaging your health.

Technical Parameters

| | |
|------------------------------|------------------------------------|
| Rated Impedance: 4 Ohm | Weight: 125g |
| Rated Power: 2W | Speaker: 40MM |
| Rated Voltage: DC 5V | Aux in : 3.5mm jack |
| Signal to noise ratio > 85db | Frequency response scope: 90-20KHZ |
| Size: 185x58x26mm | |

Items list

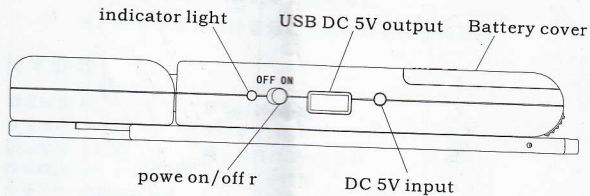
Speaker, USB cable, manual

Power supply

USB DC 5V or AAA*3pcs battery.

Main functions introduction on interface

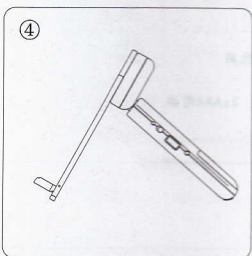
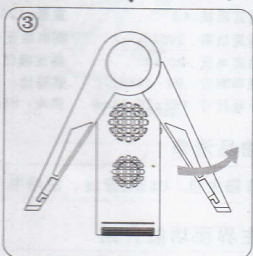
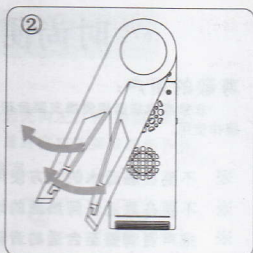
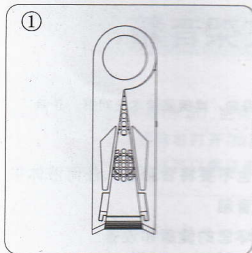
1. Mini design and fashionable appearance
2. Small size and to carry easily
3. Be suitable for kinds of mobile phone/tablet computer
4. Double mode power supply, use it safe convenient
5. 5V voltage output



Quickly know the function well

1. take out the speaker (as shown picture one)

Two feet together turn on the left (as shown picture two), and then right foot turn on the right (as shown picture three). Lastly, two feet open absolutely. please make sure the speaker is balance and stable in above ways.



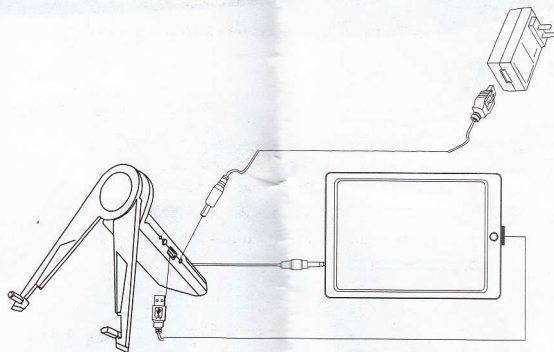
2. connect audio equipment

Open the battery cover and put the AAA*3PCS batteries into battery cover according to the diagram form. 3.5mm audio head of the speaker will be inserted the 3.5mm audio output jack of the ipad, MP3, MP4 and so on.

You can enjoy music by pushing the switch to "on" position.

3. connect speaker(DC 5V power supply)

- Open the battery cover, and 3.5mm audio head on the back of the speaker insert the 3.5mm audio output jack of IPAD , Mp3, MP4, PSP, Mobile phone and so on.
- This device can be powered by the supplied external DC5V power. This DC 5v power can insert the jack of the speaker.
- USB powered port of IPAD can insert the USB power jack.
- You can enjoy music by pushing the switch to "on" position. please read the below pictures.



Attentions:

Please take out the batteries if you do not use speaker for a long time.

USB output jack of the speaker will be not powered for external audio equipment if you use the AAA battery for power supply. And do not power for charge from USB port at that time.