

English manual of mobile heart rate monitor

Thank you for using our pedometer and This manual can guide you the proper use of the hear rate monitor.


Functions Introduction

This product is a professional mobile heart rate minter.
Turns your mobile into a heart rate monitor.


Main features: detect heart rate by a chest strap and send to mobile by a heart rate receiver with standard 3.5mm audio connector.
Work with IPHONES and ANDROID mobiles.

Component Part

1. Heart rate receiver



2. Smartphone (buy by yourself)



3. Heart rate chest strap



User manual


1. Download app : 1) 60 beat 2) Iphone app on logyournrun.com

2. wear chest strap as picture

Wet the conductive pads on the underside of the chest belt with a few drops of water solid contact. Strap the chest belt across your chest making sure the belt sits snugly below your pectoral muscles.



3. Run 60 beat



4. Click to continue




5. Click start to detect heart rate



To replace battery

To replace the chest belt battery:

1. using a coin, twist the battery door counter-clockwise until it clicks out of place
2. Replace the old battery and close the battery door by twisting it clockwise until it is firmly in place



To replace the receiver battery:

1. using a screwdriver, twist the battery door counter-clockwise until it clicks out of place
2. Replace the old battery and close the battery door by twisting it clockwise until it is firmly in place

