

iPhone5 Waterproof Case

Introduction:

This product is suitable for iPhone 5. It have a good protective and waterproof effect. The screen protector is in PET material, wear-resistant and scratch-resistant, and does not affect the use of the phone. It can be used when rain and snow, or other similar environmental also unrestricted to use.

- Can isolate the dirt, dust, dust storms, and withstand the soil impurities and construction dust;
- it can isolate the snow and ice, water even when you are using under the skiing, floating enviroment;
- Reserved for the camera viewfinder, and a variety of environments shooting;
- The headphone jack has a dust protective tampon which can be easily assembled, and with a waterproof headphone convertor cable which is more safe and practical.

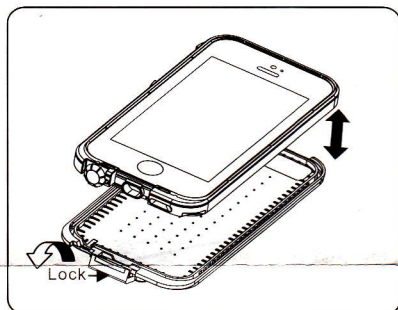
Product Description:

Waterproof headphone convertor cable 1pc,
lens cleaning cloth 1pc,

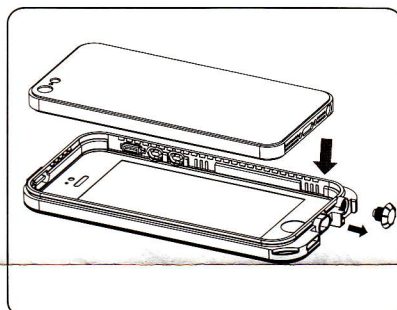
Dust protective tampon 1pc,
strap 1pc

User Manual:


1. Open the lock of waterproof case, and then open the case.



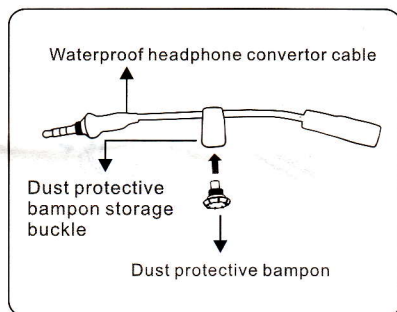
2. Remove the dust protective bampom and place the iPhone5 into a waterproof box top cover.



3. After placed the iPhone5, then close the case and make sure the top cover and bottom shell fastened closed, and then fasten the buckle and the dust protective bampom, be sure that all ports and seams tightly closed.



4. Waterproof headphones cable with a dust protective bampom storage buckle, dust protective bampom can be fitted to this storage buckle to avoid lost when dismantle it from case.



Attentions

1. Faulty operation will destroy the mobile device, this waterproof case can be damaged, so we can not warranty that it will protect your iPhone under any circumstance.
2. Follow with the instructions to correct installation and use of this protective case.
3. After each time dropped or after checked the case for samage and ensure all ports and seams on the case are tightly closed.
4. Pls do water testing for the empty case prior installing iPhone.
5. Please do not expose your product to high temperature place the product into the fire.
6. Please do not use chemical solvents to wipe this product For cleaning, wipe gently with a damp cloth.