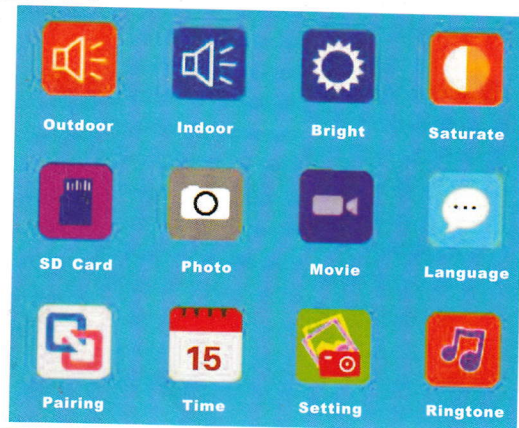


WIRELESS

7"LCD WIRELESS VIDEO DOOR PHONE

Menu



Operation

1. press **Menu** to enter the menu settings
2. press **Up/Down** to select the item, press **OK** to enter this project
3. press **Up/Down** to choose to set the project, press **OK** to confirm
4. press **Esc** to exit Setup

PAIR

Camera



PAIR Switch
of Camera



All the equipment
has PAIR
before shipping

1. press **Menu** to enter the menu settings
2. press **Up/Down** to select the item, press **OK** to enter this project
3. press **Up/Down** to choose to set the camera, press **OK** to confirm
4. press pair switch on the camera

Unlock

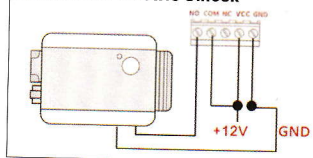
Press the camera and the Unlock button at the same time

WIRELESS

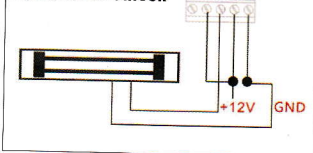
7"LCD WIRELESS VIDEO DOOR PHONE

Wireless Unlock

Connect the electric Unlock



Power down Unlock



Packing List

Nuber	Name	Quantity	Unit
1	Receiver	1	Piece
2	Camera	1	Piece
3	Adapter	2	Piece
4	Manual	1	Piece
5	Unlock	1	Piece
6	Bracket	1	Piece

WIRELESS

7"LCD WIRELESS VIDEO DOOR PHONE

DIGITAL



See,hear, Unlock,REC ,Talk to visitors



7" Tft

RGB
color

NIGHT
Day

Motion
detection

2.4GHz
GIF2

300
→ distance ←

Cycle saving

32GB
TF CARD

RoHS CE FC


WIRELESS

7"LCD WIRELESS VIDEO DOOR PHONE

Feature

- 2.4GHz launch frequency; Approx 300 meters barrier free remote control distance, robust anti-interference.
- Simple installation, no video cable required
- Total digital wireless, no interferences, no privacy leak
- Wireless Unlock
- 7" TFT color display.0.3Mega pixel camera.
- Support up to 32GB TF card
- Motion detection Automatic video recording
- Rain shield for the outdoor camera.
- 3m night vision range
- Surveillance, hands-free call and talk.

Structure



Photograph for illustration only
Factual products may vary according to availability