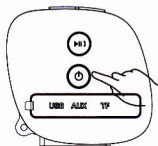
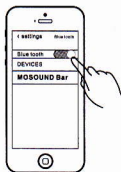


# Instructions (English)



STEP 1

Press the Power button for 3 seconds. A prompt sound of "Do" appears, and the indicator flashes in blue as the speaker searches for a Blue tooth-enabled device.




STEP 2

Turn on your device's Blue tooth (refer to your device's user's guide).



STEP 3

When **MOSOUND Bar** appears in the Blue tooth devices list, pair it with your device.



STEP 4

You can control your speaker through your device or with the speaker's buttons.