

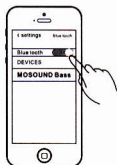
# Instructions (English)



## STEP 1

### Open your speaker

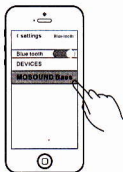
Turn on your MOSOUND BASS switch, and the indicator flashes in blue as the speaker searches for a Blue tooth-enabled device.



## STEP 2

### Setup your device

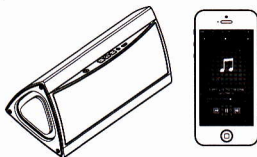
Turn on your device's Blue tooth (refer to your device's user's guide).



## STEP 3

### Pair your speaker

When MOSOUND BASS appears in the Blue tooth devices list, pair it with your device.



## STEP 4

### Music control

You can control your speaker through your device or with the speaker's buttons.

Please refer to <http://mocreo.com> for more detailed user's guide.