





User Manual


1 Icons

In the standby mode, the following icons may appear in standby screen:

Icon	Description
	Show missed calls.
	Receive a new message.
	An application is being downloaded.
	The downloading is over.
	The alarm clock has been set and activated.
	A call is in progress.
	The phone is playing a song.
	Show battery level.
	Enable USB.
	The access is blocked.
	Get connected to the wireless network
	Turn on the Bluetooth.
	No SIM card is installed in the phone.
	No storage card is installed in the phone.

2.2 Key explanations

Key	Explanations
Return key 	•Return to the previous menu.
Menu key	•Show options of current menu.
Home key 	•At any status, press the key to return to the standby screen.

Power key 	<ul style="list-style-type: none"> • Hold down this key to turn your phone off and on. • Generally, press this key to lock the mobile phone.
Side volume keys	<ul style="list-style-type: none"> • During the conversation, press the two keys to adjust the volume. • While playing an audio file, press the two keys to adjust the volume.

2 Functional Menu

2.1 Android Market

Android Market provides direct access to useful applications which you can download and install on your phone.

2.2 Dialing

To dial a number, tap the "Favorites", "Call Register" or "Contacts" on the top of screen. You can enter the number directly from the numerical keypad

2.3 Browser

Browser enables you to surf the web via your phone, as if via a computer. You may create a bookmark on your phone and synchronize the bookmark with your computer. You can quickly go to your favorite websites from the Main screen.

2.4 Calendar

Calendar allows you to view your schedules and events at any time. You may view schedules one by one or at the same time.

Select to show calendar by day, week or month. If "by week", the calendar will be shown by week. This application is convenient for you to add events or view schedule.

2.5 Settings

Reach the menu, customize your phone settings.

Wireless and network: Set and apply the fly mode, wireless network, Bluetooth, virtual private network, and mobile network.

Call settings: Set some advanced features such as fixed dialing number, voicemail box, call diverting, call barring, and call cost, etc. These features depend on the network operator.

Ringtone and display: Customize the ringtone, volume, vibration, orientation, and brightness settings of your phone.

Location and Safety: Activate or deactivate the connection to wireless network and GPS; set unlocking pattern; lock the SIM card; set the SD card.

Applications: View, manage and delete the applications on your phone.

Account and synchronization: Set the synchronization of your phone account with your phone.

Privacy: Set the google services on your phone. Back up the data of settings.

Restore factory settings to clear all personal data on your phone.

Language and keypad: Select a language and input method.

Auxiliary functions: Turn on and off auxiliary functions.

Date and time: Set current date and time.

On/off timer: Set the time to turn on or off your phone.

About phone: View the signal intensity, battery level, service status, mobile software and hardware information, etc.

2.6 Alarm Clock

Your phone provides three groups of alarm clocks. Select one of them to edit and customize alarm clock.

2.7 Gallery

Gallery is a picture manager that typically exhibits 16 miniatures. Thanks to the tool, you needn't page up or down several even dozens of times to find your favorite. Just a slight slide on the screen, lots of pictures appear in your sight. In addition, the tool displays pictures in 3D manner, and supports the features of "save picture", "set picture as desktop", and "share picture".

2.8 Camera

Your phone provides the camera and video recorder features. No matter where you will go, you can take high-resolution photos and videos. Press **Options** to set options.

2.9 Messaging

Messaging lets you send text and multimedia messages to any contact that has an SMS device. The multimedia messages include photos, video clips (for iPhone 3GS or other new style phones), contacts information, and voice memos. What's more, you can send messages to several contacts at the same time.

2.10 Music

Music is used for enjoying the stored audio files. Select Music, you can see the menus of "List of played songs", "Songs", "Specialists" and "Artists".