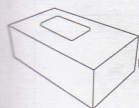
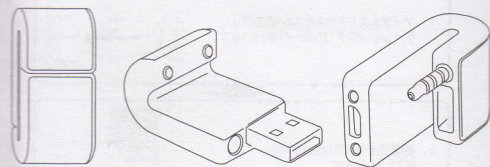


iPresenter

user manual



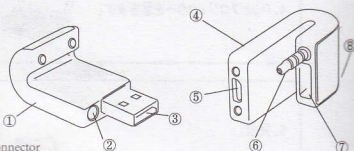
please check
and make sure
all the parts are
in the package

parts
including:

- 1. One set of TX(transmitter) + RX(Receiver)
- 2. USB cable for battery charging
- 3. User manual

figure

- ① RX
- ② Hole for TX audio jack
- ③ USB
- ④ TX
- ⑤ Hole for charging by micro usb cable
- ⑥ Earphone audio jack
- ⑦ Hole for stock RX USB connector
- ⑧ LED indicator for power and charging status display



key function description on UI

Presentation Controls

- Play** PPT full screen display
- B** black the screen
- Esc** return to the not full screen display
- Pen** mark pen for PPT
- E** erase the drawing line
- +** volume Up
- volume down
- PgUp** Page up
- PgDn** page down

Air Mouse button

- L** mouse left key
- R** mouse right key
- +** move the cursor /double-click to confirm
- S+** mouse cursor DPI increase
- S-** mouse cursor DPI decrease
- i** Help



Multimedia and Video Controls

- play/pause**
- backward**
- forward**
- stop**

Meeting time

08:00

Install and Usage

1. download "IAMP" software from APP Store to your iPhone




2. Plug the RX to your PC



3. Plug the TX to your iPhone audio jack hole



4. connect your PC to Projector



5. open a PPT file



specification

1. Size : 51.8*24.3*19mm (when RX&TX plug together)
2. OP Temperature : 0°C ~ +45°C
3. Charging current : 100mA
4. Charging time : 1H
5. Battery capacity : 50mAh
6. Frequency : 2.4GHz
7. OP Voltage : 3.7V
8. Weight : 17g

request

1. support iPhone iOS 4.3 system or above
2. support windows Me/XP/Vista/Win7
3. support PowerPoint 2003 or above version
4. not for iPad

warning

1. Damage maybe occur if it is drop or crush by step on...
2. When it is dirty, please use clean soft cloth to clean
3. Always keep the product under following environment. Otherwise, it may cause the fire or shortage
 - * not under the sun directly
 - * not close to the high temperature device like the oven
 - * not under the damper or dusty
 - * keep away from child and pets
 - * not put in the uneven and vibrated place
4. Take off the product when there are smoke, stange smell, heating
5. Do not put it into fire or close to the heater or equipment that generates the heat
6. Do not disassembly, modify or repair by yourself, otherwise, we can not offer our warranty
7. Please keep away from water and do not touch it if your hand are with water, otherwise, it may cause the shortage