

LED WATCH INSTRUCTIONS MANUAL

Function: time

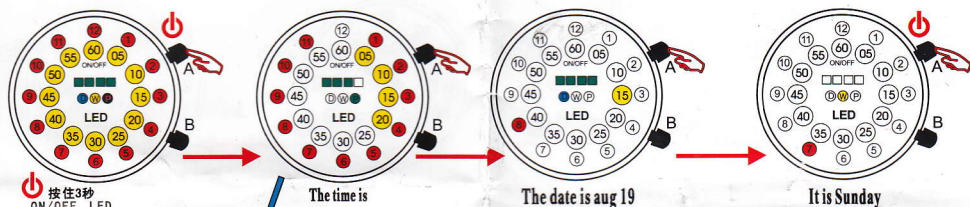
- X1 Hour (Each red light means one hour)
- X5 Minute (Each yellow light means 5 minutes)
- X1 Minute (Each green light means one hour)
- yellow light+greenlight=current minutes

Function: date

- M onth Digits on the red light means months
- + Date Digit on yellow light and digit on Green light is the day
- DATE light means current date

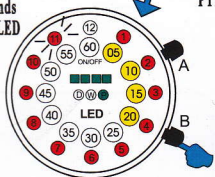
Function: week

- Week digit on read light means week
- W light mean the current week



按住3秒 ON/OFF LED Press set for 3 seconds to turn on or turn off LED

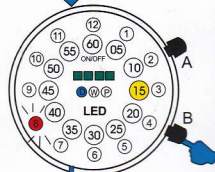
1 Set Time



Press A set to set your hour

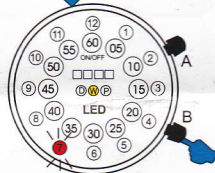
Press MODE to enter into the hour setting, the hour will flash. Press SET to set your hour and press MODE to enter into the minutes setting, the minutes will flash, press SET to set your minutes.

2 Set Date



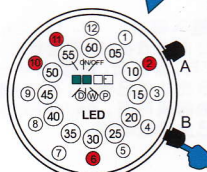
Press mode to enter into month setting, the month will flash. Press set to set your month, and press mode to enter into date setting, the date will flash. Press set to set your date.

3 Set Week



Press mode to enter into week setting, the week will flash. Press set to set your week. Note: the digits on red light such as 1,2,3...means Monday,tuesday, wed....


4 Bright degree



There are four levels of brightness. Green light means 1 level

Press mode to enter into brightness level setting, the green light will flash. And press set to set your desired brightness. Note: the digit 1,2,3,4 on green light stands for the level of brightness. The bigger the number is, the more bright it is.

5 Automatically Display



Press MODE to enter into auto back light per 5,10,20,30 minutes setting. Digit 60 on the yellow light will flash. Press SET to open it while yellow light will keep open. When the yellow light flashing, this function is closed.

Battery

This watch uses 2 x cr2016 lithium watch battery. Life expectancy can vary depending how often the button is pressed each day. It is calculated to last approximately 1 year if the time is displayed an average of 15 times a day. Dim lights indicate your batteries need replacing.