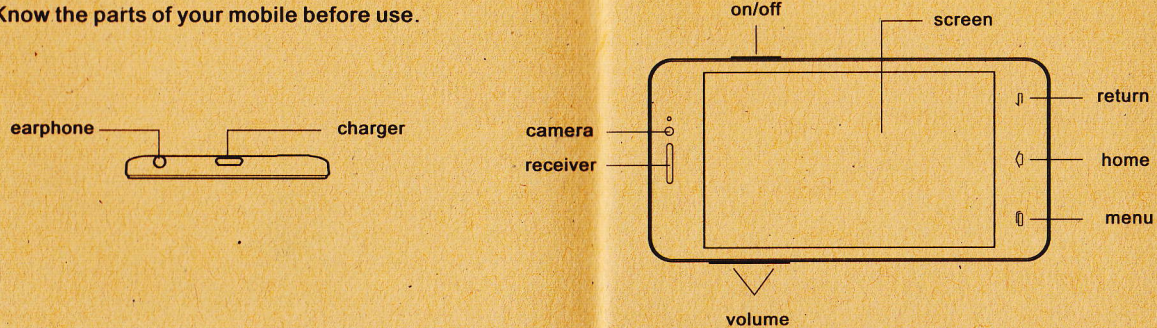


DODGEE

VALENCIA DG800


Welcome to use our VALENCIA DG800

Know the parts of your mobile before use.





Use the phone keys

In any screen,

Tap , return to the former interface or exit.

Tap , return to the menu.

Press  a few seconds, to open the list of recently used applications.

Tap , display the setting- options list.

Tap the "on / off" button, turn off or light up the screen;
long press "on / off" button for a few seconds, you can
choose to shut down or restart the phone.

Press and hold the "on / off" button and volume down
key, the interception of the screen.

Language switching

Tap the "Settings" icon.

so you can go into the field of "Language & input", then
you can choose the language on the field of "Language".



Settings

Making Calls

Pressing the button of "People", email, message or any
telephone number on the phone then you make a phone
call. Or make a phone call by using the dial keyboard in
the "Dialing" application program.



Phone

Message

Tap the "Messaging" icon.
then you can send a message to other user,. Input
names and telephone numbers on the "Receiver" field,
or choose someone in the contact list, then press the
"sending" button after inputting the message. Please
press the " ⊕ " button if you want to send a
photograph, video and so on.



Messaging

More about it

If you want to learn more information about DG800,
please visit our website: www.doogee.cc/en

A brand of KVD
KVD INTERNATIONAL GROUP LIMITED
Designed by DOOGEE in Shenzhen
All Rights reserved
Unique Design by DOOGEE



bra
ver

Input and edit

The DG800 will have some recommendation when you are inputting. If you want to edit a text, please choose the text and then press it for several seconds, move the inseting point or using the select all, cut and copy ways.




Record colorful moments

Tap the "Camera" icon to open the camera. DG800 support a variety of pictures of intelligent beauty, HDR, panorama shot, smile mode automatically identify. Voice camera features allow small gathering of friends, family photo to add more fun and warmth.



Camera

Retaining clip and moving

Tap the "Camera" icon to open the camera, switch to video mode. Tap , ready video clips important moment in your life at any time.



Camera

Enjoy the colorful photos

Tap the "Gallery" icon to open the atlas

Feel free to browse photographs, memories moving moment. View a photo, tap to enter the edit mode, you can crop photos, adjust color filter effects, such as increased landscaping operations.



Gallery

Send e-mail

Tap the "Email" icon.

After setting the e-mail account, you can send and receive messages via mobile phone, you can keep in touch with friends or clients at any times anytime and anywhere.



Email

Enjoy the wonderful music

Tap the "Music" icon.

You can play songs by Artists, Albums, Songs and other models.



Music

FM Radio

Insert the earphone plug into the socket. Tap the "FM Radio" icon, so you can Choose the radio frequency .



FM Radio

Change theme

Tap the "menu" button, in the "Wallpaper" column, select a picture, then tap "Set wallpaper".

Wallpaper

Manage apps

System settings